



# Summer Term

## EYFS Curriculum Newsletter



Dear Parents/Carers,

We hope you had a wonderful Easter and thank you for your support over the year so far. It has been lovely to have all the children back in school and we are looking forward to an exciting term ahead.

Below is an outline of what we will be learning about during Summer Term.

### **This terms topic overview...**




Our topic will be **How will it grow?**

Through this we will be exploring the life cycles of:

- **hens**
- **frogs**
- **caterpillars**

We will also be learning about Easter, having a special week to celebrate the Queens Platinum Jubilee and also a week for our very successful Aspirations week.

**These are some of the books we are going to be reading to support our topic learning:**



In addition we will also be reading lots of non-fiction books to help us learn new information.

### **How to help at home...**

- Sharing stories
- Singing Nursery Rhymes
- Singing number songs
- Allowing/encouraging independence of self-care tasks such as coats, zips, toileting, handwashing etc...
- Providing fun fine motor opportunities such as playing with playdough/threading/painting with small brushes or cotton buds/building with Lego (the smaller the better if they're ready!)
- Opportunities to write/mark make in practical contexts e.g. shopping lists.
- Practising next phase of Tricky Words
- Recognising numbers to 20
- Numbers bonds to 5 and then 10.
- Adding and subtracting using objects, then on a numberline, then in our heads counting on and back.
- Practising 2D shapes names and finding corners and sides, children now need to know 3D shape names 'cone, cube, sphere, cylinder' and know the difference between 'solid 3D shapes' and 'flat 2D shapes' e.g. discriminating between a triangle and a cone.
- Talking about our words of the term (see homework topic web) and their meanings and using them in sentences.
- Writing simple sentences
- Helping with writing shopping lists

### Junk modelling

EYFS love junk modelling and creating brilliant models. We would be really grateful if you could save us any boxes, tubes, yogurt pots, soap dispensers, tin cans and bottle tops.



### Reading Challenge

Please make sure you read with your child at least 5 times a week, write in their reading diary and then upload this to Go Read before 9am each Friday. Children that have read 5 times will then be in with a chance of winning a book.



As the warm weather is (hopefully) approaching please ensure that your child brings in a sunhat clearly named each day.

On sunny days please ensure you have put sun cream on your child before they come to school.



### Snack Money...

Please can you send £1 snack money in a name labelled envelope each week? There is also an option to pay termly. If paying termly the amount will change due to the different number of weeks in each term.



Please ensure your child brings a coat and school bag each day. Also can you please make sure that **everything** is labelled with your child's name...even shoes!



### Our Twitter pages

We have class Twitter pages that are updated at least twice a week that will keep families up to date with what is happening in school.

[The Gates Primary \(@TheGatesPrimary\) / Twitter](#)

[The Gates Primary - Nursery Class Page \(@GatesNursery\) / Twitter](#)

[The Gates Primary - Reception Penguins Class Page \(@GatesPenguins\) / Twitter](#)

### Seesaw

Thank you to all our parents who have been using Seesaw to share learning from home. The children are really enjoying being able to share their home learning and also



This term Reception will start to do P.E on a Thursday afternoon. Reception children, please come into school on a Thursday in your P.E kits. Our P.E kit consists of **plain** black shorts, leggings or jogging bottoms, **plain** white t-shirt, school jumper or cardigan and **plain** black or white trainers.

We are looking forward to another fun filled term, thank you for your continued support.

EYFS Team